

DRJ H1N1 Update and Pandemic Exercise

Harlan Dolgin, JD, CBCP: Executive Director
Brandon Dempsey: Co-Chair
PandemicPrep.Org

U.S. Pandemic Summit July 9, 2009

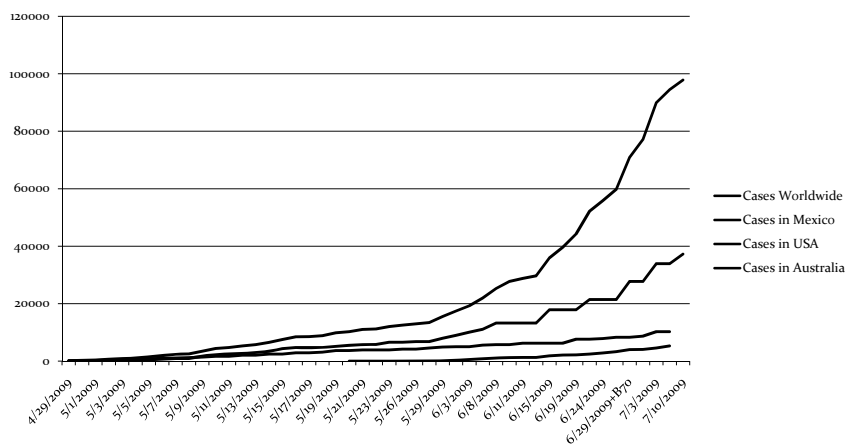
“Over the course of coming weeks and months, we will move aggressively to prepare the nation for the possibility of a more severe outbreak of the H1N1 virus,” said HHS Secretary Kathleen Sebelius. **“We ask the American people to become actively engaged with their own preparation and prevention. It’s a responsibility we all share.”**

Government Activities

- HHS is making \$350 million in preparedness grants to state and local public health offices and health care systems for stepping up preparedness efforts.
- The federal government is centralizing communications about H1N1 and seasonal flu at the new www.flu.gov Web site. The one-stop site offers flu-related information from HHS and other agencies.
- HHS is launching a new public service announcement contest to encourage Americans to get involved in flu preparedness efforts by making 15- and 30-second announcements.

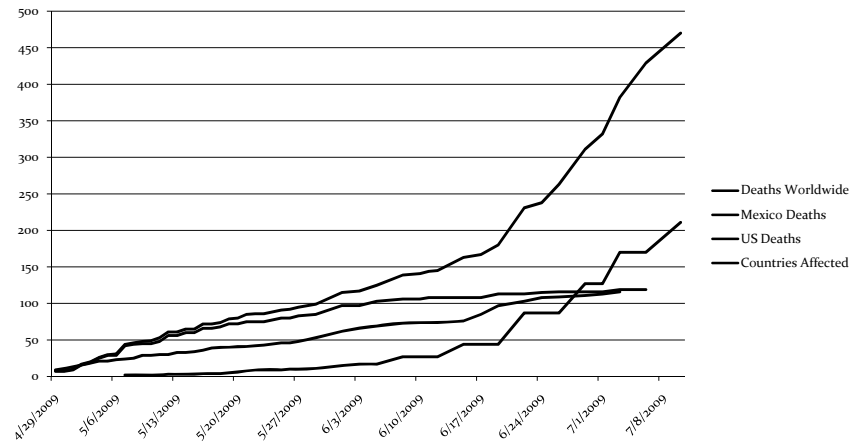
PandemicPrep.Org

2009 H1N1 Confirmed Cases



PandemicPrep.Org

Worldwide Deaths from H1N1



PandemicPrep.Org

Alarming Trends

- It took 18 days (June 22 to July 10) to go from 50,000 to 100,000 confirmed cases.
- In 18 days, the number of dead jumped from 230 to 470 – most of these in the U.S.
- CDC estimated over 1 Million cases in U.S.
- Pandemic spreading through Southern Hemisphere
- The WHO has stopped counting numbers and quit talking about “prevention” – they now talk about “preparation” for the worsening pandemic this fall.

PandemicPrep.Org

Research Results and Other News

- Obese people are high risk for severe symptoms from H1N1
- Similarities identified to 1918 pandemic flu virus
- Pregnant women are high risk individuals
- WHO issues guidance on vaccinations
- Physicians' concerned about Swine Flu
- Indonesia now has H1N1 and still has H5N1

PandemicPrep.Org

Major Concern

Sending kids back to

School

PandemicPrep.Org

PandemicPrep.Org Activities

- July 28 Program on Crisis Communications
- September 10 program – H1N1 update, lessons learned and panel discussion
- Anti-Viral Program for Small Business
- Applying for various grants from businesses
- Established Committees
 - Outreach
 - Programming
 - Website Development
 - Grants/Fundraising

PandemicPrep.Org

Tale of Two Cities St. Louis and Philadelphia



PandemicPrep.Org

Pandemic Taking Toll



San Francisco Court rooms moved outside



PandemicPrep.Org

Largest Cities in the US

10 Largest U.S. Cities: 1910

Rank	Place	Population	Land Area Sq miles	Population Density
1	New York city, NY	4,766,883	286.8	16,621
2	Chicago city, IL	2,185,283	185.1	11,806
3	Philadelphia city, PA	1,549,008	130.2	11,897
4	St. Louis city, MO	687,029	61.4	11,189
5	Boston city, MA	670,585	41.1	16,316
6	Cleveland city, OH	560,663	45.6	12,295
7	Baltimore city, MD	558,485	30.1	18,554
8	Pittsburgh city, PA	533,905	41.4	12,896
9	Detroit city, MI	465,766	40.8	11,416
10	Buffalo city, NY	423,715	38.7	10,949

PandemicPrep.Org

World War I



- April 6, 1917 US declared War on Germany after the sinking of merchant ships and release of Zimmerman Letter
- Country rallied to support troops being sent and government launched several campaigns to raise money to support war

PandemicPrep.Org

Philadelphia

Sept. 8: Flu appears at Camp Devens, 30 miles west of Boston. First deaths in Boston area -- a civilian, a Navy man and a merchant marine. First reports of flu at Philadelphia Naval Yard.

Sept. 24: Boston closes its public schools.

Sept. 27: "Spanish flu" is nothing more than ordinary "grip," says C. Hampson Jones, a Maryland health official.



PandemicPrep.Org

Philadelphia

Sept. 28: The Fourth Liberty Loan Bond campaign begins, raising money for the Allied troops over the next three weeks. Former President Theodore Roosevelt, whose son Quentin had been killed in action, speaks at Maryland's launch. Philadelphia holds a Liberty Loan parade despite physicians' objections.

Oct. 6: Blake cites drop in new cases in declining to impose bans on theaters and moving picture parlors or to close schools and churches, as some other cities have done. H. J. Moss, director of the Hebrew Hospital, vehemently disagrees, calling for "drastic action." Head lab physician investigating flu at Camp Meade dies.

Oct. 7: Blake closes public schools. The Johns Hopkins University and Loyola College are closed, as are area private schools; 300 motormen are out sick. C&P is down 250 telephone operators as well as one-quarter of its remaining work force. The company asks the public to limit telephone use.



St. Louis

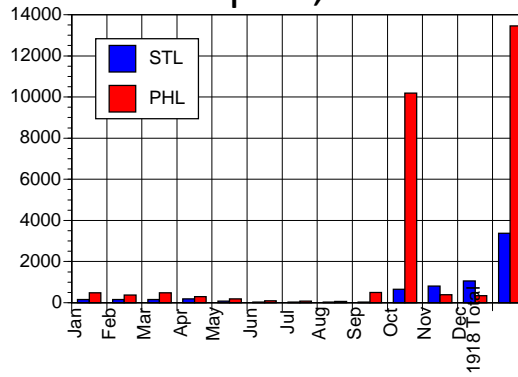
September 1918- Health Commissioner Starkloff talks with Mayor Kiel about the rising death tolls

They meet with Archbishop Glennon and the head of the Chamber of Commerce

The first week of October in 1918. On October 7th, Henry Kiel, the Mayor of St. Louis issues a decree closing. . . "all theaters, moving picture shows, schools, pool and billiard halls, Sunday schools, cabarets, lodges, societies, public funerals, open air meetings, dance halls and conventions."



Monthly Deaths (Influenza/Pneumonia) St. Louis and Philadelphia, 1918



Death Tolls in 1918

St. Louis = 3,372
Philadelphia = 13,462

PandemicPrep.Org

EXCESS MORTALITY IN U.S. CITIES DURING INFLUENZA EPIDEMIC PERCENT OF POPULATION DYING

CITY	1918-1919			
	SEPT. 8 - NOV. 23 10 WEEKS	NOV. 24 - FEB. 1 10 WEEKS	FEB. 2 - MAR. 29 8 WEEKS	TOTAL 28 WEEKS
PHILADELPHIA	.69	.01	.03	.73
FALL RIVER	.59	.05	.04	.68
PITTSBURGH	.59	.18	.06	.77
BALTIMORE	.37	.03	.0	.60
SYRACUSE	.55	.02	.02	.58
NASHVILLE	.55	.16	.12	.63
BOSTON	.50	.12	.0	.62
NEW HAVEN	.49	.13	.0	.61
NEW ORLEANS	.49	.21	.0	.71
ALBANY	.48	.03	.02	.53
BUFFALO	.47	.10	.04	.61
WASHINGTON	.45	.12	.0	.57
LOWELL	.44	.10	.03	.56
SAN FRANCISCO	.43	.31	.02	.74
CAMBRIDGE	.39	.12	.0	.50
NEWARK	.38	.11	.04	.53
PROVIDENCE	.38	.13	.03	.53
RICHMOND	.33	.18	.02	.53
DAYTON	.33	.02	.03	.37
OAKLAND	.33	.22	.01	.56
CHICAGO	.32	.09	.04	.46
NEW YORK	.30	.09	.02	.47
CLEVELAND	.27	.11	.04	.42
LOS ANGELES	.27	.26	.01	.55
MEMPHIS	.25	.02	.09	.37
ROCHESTER	.25	.12	.03	.40
KANSAS CITY	.25	.27	.06	.60
DENVER	.24	.32	.07	.63
CINCINNATI	.22	.15	.11	.46
OMAHA	.22	.20	.0	.43
LOUISVILLE	.19	.04	.14	.37
ST. PAUL	.19	.13	.02	.34
COLUMBUS	.19	.15	.07	.41
PORTLAND	.18	.22	.03	.48
TOLEDO	.17	.02	.0	.17
MINNEAPOLIS	.17	.11	.07	.24
SEATTLE	.16	.16	.02	.36
INDIANAPOLIS	.15	.09	.02	.31
BIRMINGHAM	.15	.15	.0	.29
MILWAUKEE	.15	.18	.03	.37
ST. LOUIS	.12	.18	.04	.34
SPOKANE	.11	.15	.02	.28
ATLANTA	.07	.13	.0	.19
GRAND RAPIDS	.04	.12	.04	.19

